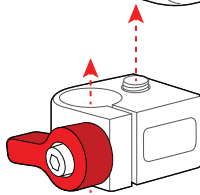
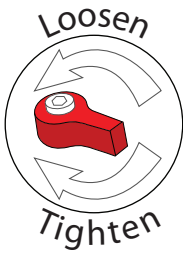
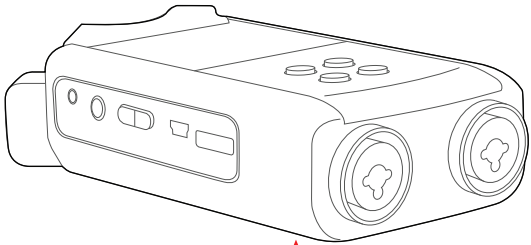


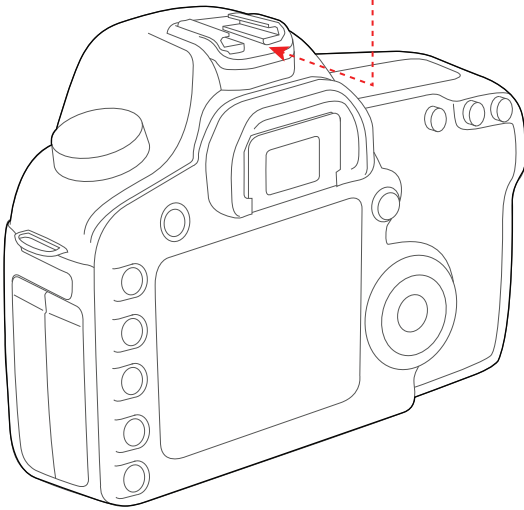
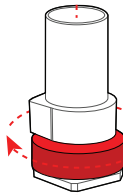


Assembling your Zound Hot Shoe

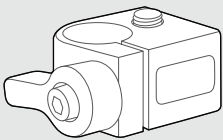
1 Orient and slide together as shown



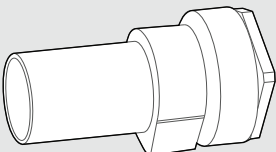
Tighten the Zotshoe onto your camera's hot shoe



Included Parts:



x1 Zicromount



x1 1/4\"-20 ZUD w/ Zotshoe

For more information, watch our tutorial video at Zacuto.com

