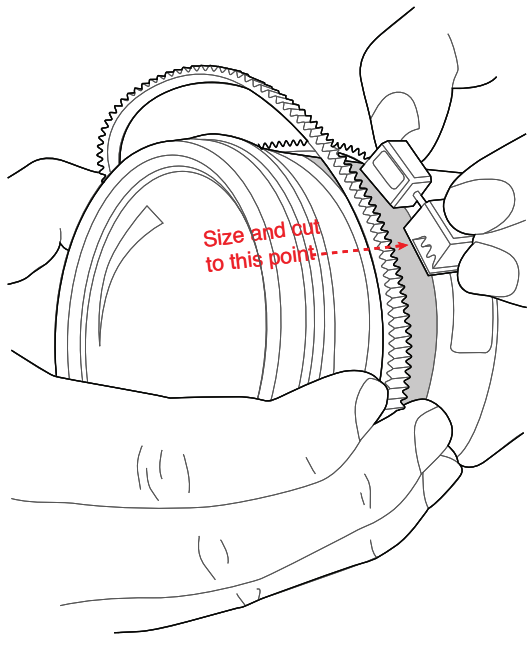


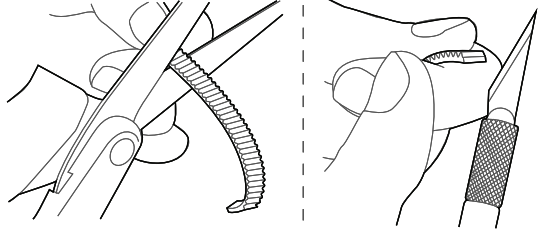


Installing Your ZipGear

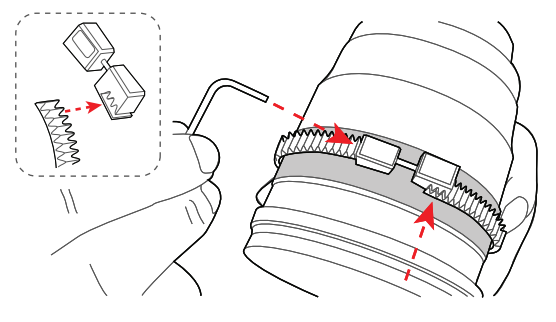
- 1** Slide one end into gear housing and wrap around lens barrel for sizing



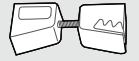
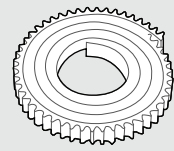
- 2** Cut off extra gear material and trim edge (If necessary)



- 3** Slide the other end into gear housing, straighten and tighten over focus ring



Included Parts:



x1 ZipGear Housing

x1 ZipGear



x1 5/64" Allen Wrench

For more information, watch our tutorial video at Zacuto.com

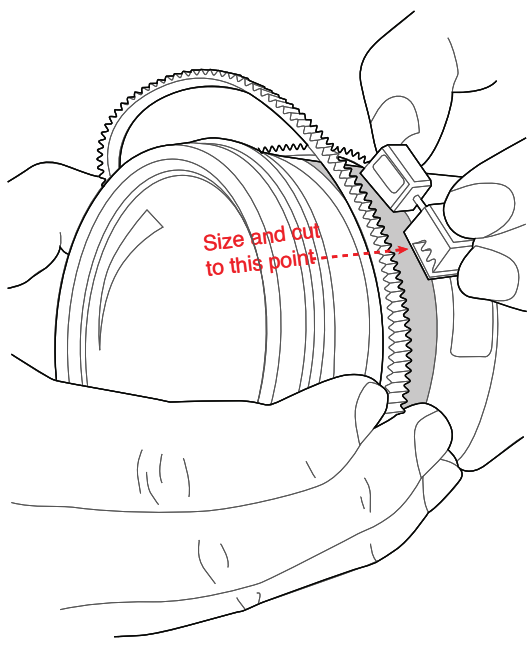


Turn over for ZipGear stop installation instructions 

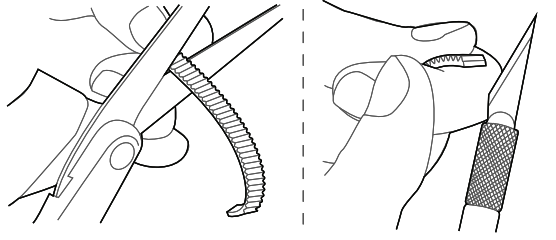


Installing Your ZipGear

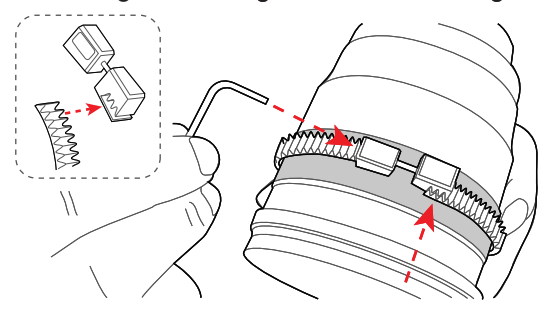
- 1** Slide one end into gear housing and wrap around lens barrel for sizing



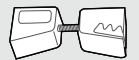
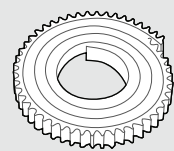
- 2** Cut off extra gear material and trim edge (If necessary)



- 3** Slide the other end into gear housing, straighten and tighten over focus ring



Included Parts:



x1 ZipGear Housing

x1 ZipGear



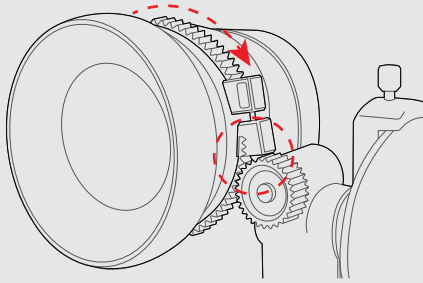
x1 5/64" Allen Wrench

For more information, watch our tutorial video at Zacuto.com

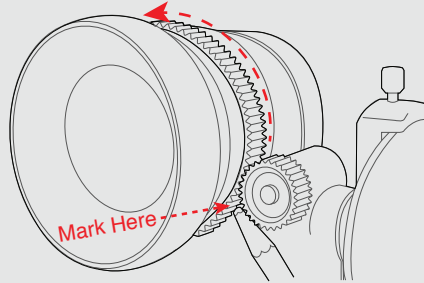


Turn over for ZipGear stop installation instructions 

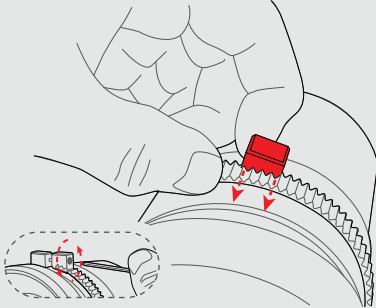
Installation and calibration of ZipGear stop (Optional)



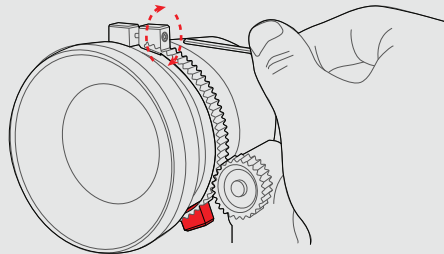
a. Rotate focus to infinity and align ZipGear housing with top of Z-Focus gear



b. Rotate focus to a point 2 feet away and mark point below Z-Focus gear



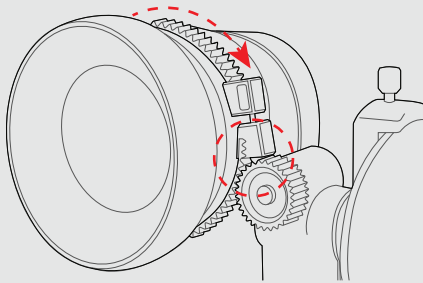
c. Loosen ZipGear housing and install red stopper where marked in step b



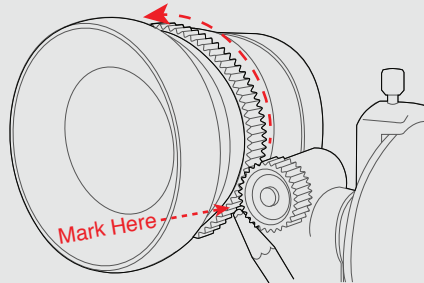
d. Tighten ZipGear housing and place Z-Focus gear between ZipGear housing and red stopper



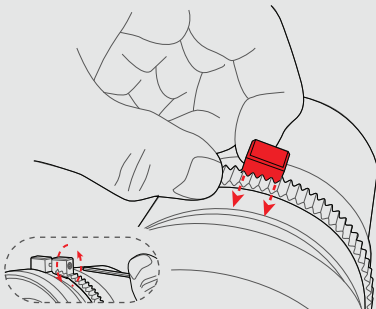
Installation and calibration of ZipGear stop (Optional)



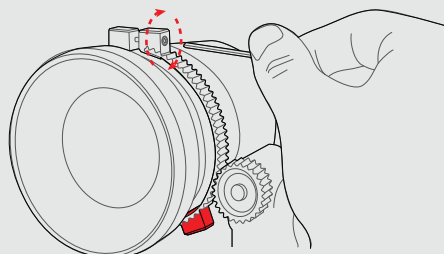
a. Rotate focus to infinity and align ZipGear housing with top of Z-Focus gear



b. Rotate focus to a point 2 feet away and mark point below Z-Focus gear



c. Loosen ZipGear housing and install red stopper where marked in step b



d. Tighten ZipGear housing and place Z-Focus gear between ZipGear housing and red stopper

